

**Famous U.S. Design Patents:**

- (a) U.S. Design Patent No. 11,023 to Bartholdi;
- (b) U.S. Design Patent No. 48,160 to Samuelson;
- (c) U.S. Design Patent No. 164,227 to Fender;
- (d) U.S. Design Patent No. 155,272 to Eames;
- (e) U.S. Design Patent No. 292,030 to Revson;
- (f) U.S. Design Patent No. 600,241 to Andre et al; and
- (g) U.S. Design Patent No. 265,754 to Lucas, Jr. et al.

# UNITED STATES PATENT OFFICE.

AUGUSTE BARTHOLDI, OF PARIS, FRANCE.

## DESIGN FOR A STATUE.

Specification forming part of Design No. **11,023**, dated February 18, 1879; application filed January 2, 1879.  
[Term of patent 14 years.]

*To all whom it may concern:*

Be it known that I, AUGUSTE BARTHOLDI, of Paris, in the Republic of France, have originated and produced a Design of a Monumental Statue, representing "Liberty enlightening the world," being intended as a commemorative monument of the independence of the United States; and I hereby declare the following to be a full, clear, and exact description of the same, reference being had to the accompanying illustration, which I submit as part of this specification.

The statue is that of a female figure standing erect upon a pedestal or block, the body being thrown slightly over to the left, so as to gravitate upon the left leg, the whole figure being thus in equilibrium, and symmetrically arranged with respect to a perpendicular line or axis passing through the head and left foot. The right leg, with its lower limb thrown back, is bent, resting upon the bent toe, thus giving grace to the general attitude of the figure. The body is clothed in the classical drapery, being a stola, or mantle gathered in upon the left shoulder and thrown over the skirt or tunic or under-garment, which drops in voluminous folds upon the feet. The right arm is thrown up and stretched out, with a flamboyant torch grasped in the hand. The flame of the torch is thus held high up above the figure. The arm is nude; the drapery of the sleeve is dropping down upon the shoulder in voluminous folds. In the left arm, which is falling against the body, is held a tablet, upon which is inscribed "4th July, 1776." This tab-

let is made to rest against the side of the body, above the hip, and so as to occupy an inclined position with relation thereto, exhibiting the inscription. The left hand clasps the tablet so as to bring the four fingers onto the face thereof. The head, with its classical, yet severe and calm, features, is surmounted by a crown or diadem, from which radiate divergently seven rays, tapering from the crown, and representing a halo. The feet are bare and sandal-strapped.

This design may be carried out in any manner known to the glyptic art in the form of a statue or statuette, or in alto-relievo or bass-relief, in metal, stone, terra-cotta, plaster-of-paris, or other plastic composition. It may also be carried out pictorially in print from engravings on metal, wood, or stone, or by photographing or otherwise.

What I claim as my invention is—

The herein-described design of a statue representing Liberty enlightening the world, the same consisting, essentially, of the draped female figure, with one arm upraised, bearing a torch, while the other holds an inscribed tablet, and having upon the head a diadem, substantially as set forth.

In testimony whereof I have signed this specification in the presence of two subscribing witnesses.

A. BARTHOLDI.

Witnesses:

C. TERINIER,  
COTTIN.

D19-34.5  
FIP: 05/96

AU 2901  
XR

EX  
D011023

DESIGN.

A. BARTHOLDI.  
Statue.

No. 11,023.

Patented Feb. 18, 1879.



Copyright by Henry W. Reynolds and Andrew Boncomer, Eng., N.Y.

LIBERTY ENLIGHTENING THE WORLD.

*C. F. Dick  
J. B. Carpenter.*

*Auguste Bartholdi  
by  
R. P. Pollock  
eng.*

# UNITED STATES PATENT OFFICE.

ALEXANDER SAMUELSON, OF TERRE HAUTE, INDIANA, ASSIGNOR TO ROOT GLASS COMPANY, OF TERRE HAUTE, INDIANA.

DESIGN FOR A BOTTLE OR SIMILAR ARTICLE.

48,160.

Specification for Design.

Patented Nov. 16, 1915.

Application filed August 18, 1915. Serial No. 48,186. Term of patent 14 years.

*To all whom it may concern:*

Be it known that I, ALEXANDER SAMUELSON, a citizen of the United States, residing at Terre Haute, in the county of Vigo and State of Indiana, have invented a new, original, and ornamental Design for Bottles or Similar Articles, of which the following is a specification, reference being had to the accompanying drawings, forming a part thereof.

Figure 1 is a perspective view of a bottle showing my design. Fig. 2 is a bottom plan view of the same.

I claim:

The ornamental design for a bottle or similar article, as shown.

ALEXANDER SAMUELSON.

Copies of this patent may be obtained for five cents each, by addressing the "Commissioner of Patents, Washington, D. C."

DESIGN.

A. SAMUELSON.

BOTTLE OR SIMILAR ARTICLE.

APPLICATION FILED AUG. 18, 1915.

48,160.

Patented Nov. 16, 1915.

FIG. 1.

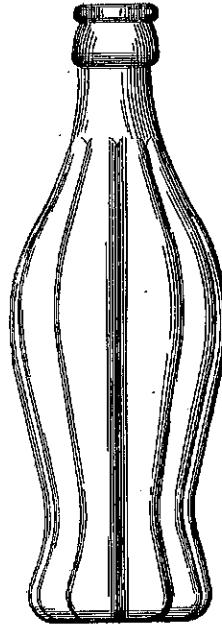
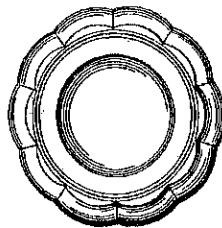


FIG. 2.



*Witness:*  
*J. H. Koenig*

Inventor

*A. Samuelson*

By

*J. M. Potts*

Attorney

# UNITED STATES PATENT OFFICE

164,227

GUITAR

Clarence L. Fender, Fullerton, Calif.

Application April 23, 1951, Serial No. 14,931

Term of patent 14 years

(Cl. D56—9)

*To all whom it may concern:*

Be it known that I, Clarence L. Fender, a citizen of the United States, residing at Fullerton, in the county of Orange, State of California, have invented a new, original, and ornamental Design for a Guitar, of which the following is a specification, reference being had to the accompanying drawings forming a part thereof:

Figure 1 is a perspective view of a guitar, embodying my new design.

Figure 2 is a side view thereof.

Figure 3 is a back view thereof.

I claim:

The ornamental design for a guitar, substantially as shown.

CLARENCE L. FENDER.

REFERENCES CITED

The following references are of record in the file of this patent:

UNITED STATES PATENTS

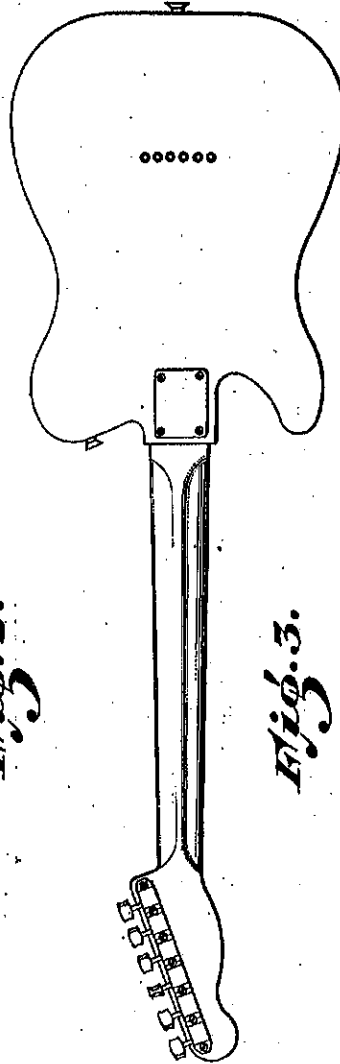
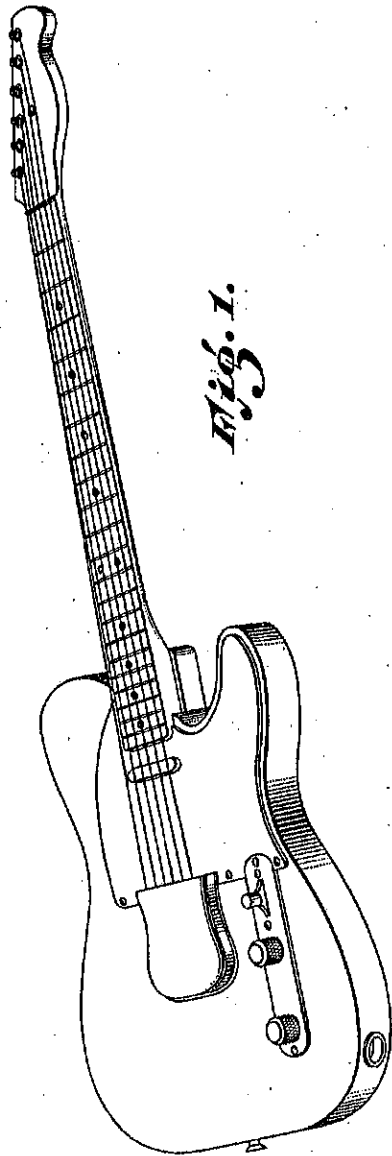
Number	Name	Date
D. 34,476	Nordwall	May 7, 1901
D. 41,792	Shutt	Sept. 19, 1911
D. 49,540	Kirk	Aug. 22, 1916
D. 50,545	Vaughn	Mar. 27, 1917
D. 72,433	Montfort	Apr. 12, 1927
D. 129,478	Gretsch, Jr.	Sept. 16, 1941

Aug. 14, 1951

C. L. FENDER  
GUITAR

Des. 164,227

Filed April 23, 1951



CLARENCE L. FENDER,  
INVENTOR.

BY *Lyon & Lyon*  
ATTORNEYS.

# UNITED STATES PATENT OFFICE

155,272

## DESIGN FOR A CHAIR

Charles Eames, West Los Angeles, Calif., assignor  
to Evans Products Company, Detroit, Mich., a  
corporation of Delaware

Application March 27, 1947, Serial No. 137,925

Term of patent 14 years

(Cl. D15-1)

*To all whom it may concern:*

Be it known that I, Charles Eames, a citizen of the United States, residing in West Los Angeles, in the county of Los Angeles and State of California, have invented a new, original, and ornamental Design for a Chair, of which the following is a specification, reference being had to the accompanying drawings, forming a part thereof.

Figure 1 shows a side elevational view of the chair, embodying my new design.

Figure 2 is a front elevational view thereof.

Figure 3 is a rear elevational view thereof.

Figure 4 is a perspective view thereof.

I claim:

The ornamental design for a chair, as shown.

CHARLES EAMES.

### REFERENCES CITED

The following references are of record in the file of this patent:

New York Times, Magazine Sec. 6, Apr. 7, 1946,  
third item from left in bottom row, p. 38.



Sept. 20, 1949.

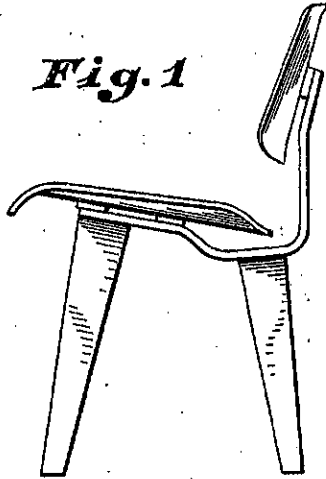
C. EAMES

Des. 155,272

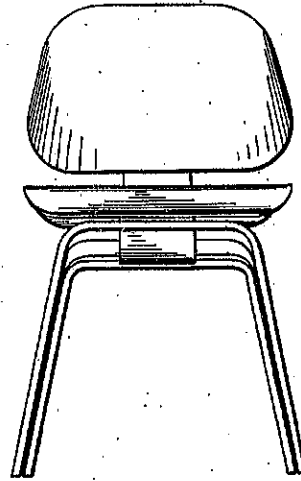
CHAIR

Filed March 27, 1947.

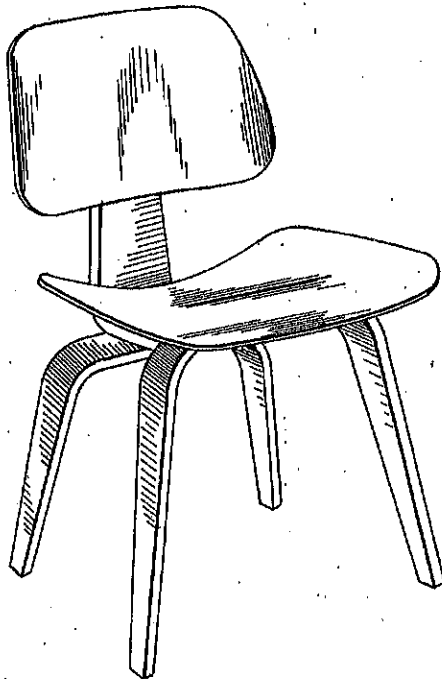
*Fig. 1*



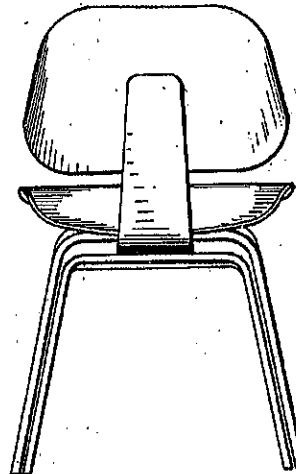
*Fig. 2*



*Fig. 4*



*Fig. 3*



Inventor  
Charles Eames

384

Lyon & Lyon Attorneys

Revson

[45] Date of Patent: \*\* Sep. 22, 1987

[54] ORNAMENTAL HAIRBAND OR SIMILAR ARTICLE

2,945,500 7/1960 Bolinger .  
3,099,271 7/1963 Dubelier .  
3,301,266 1/1967 Hoffmann .

[76] Inventor: Rommy Revson, 225 E. 57th St., New York, N.Y. 10022

FOREIGN PATENT DOCUMENTS

768522 8/1934 France ..... D11/3

[\*\*] Term: 14 Years

Primary Examiner—Carmen H. Vales  
Attorney, Agent, or Firm—Cohen, Pontani & Lieberman

[21] Appl. No.: 940,636

[57] CLAIM

[22] Filed: Dec. 11, 1986

The ornamental design for an ornamental hairband or similar article, substantially as shown and described.

[52] U.S. Cl. .... D28/41

[58] Field of Search ..... D11/2, 3, 4; D28/39, D28/41; 132/9

DESCRIPTION

[56] References Cited

U.S. PATENT DOCUMENTS


- D. 131,600 3/1942 Holden .
- D. 158,103 4/1950 Kuenstner .
- D. 167,553 8/1952 Behr .
- D. 221,115 7/1971 Solomon ..... D28/41
- 537,542 4/1895 Moore .
- 971,519 10/1910 Brannen .
- 2,668,547 2/1954 Wille ..... D28/41 X
- 2,805,673 9/1957 Solomon .

FIG. 1 is a perspective view of an ornamental hairband or similar article showing my new design, the broken lines indicate environmental structure and form no part of the claimed design;

FIG. 2 is a perspective view in a different position of use, the broken line showing of a hand and portion of an arm indicates environmental structure and forms no part of the claimed design;

FIG. 3 is a side elevational view thereof; and

FIG. 4 is a top plan view thereof.





US00D600241S

(12) **United States Design Patent**  
**Andre et al.**

(10) **Patent No.:** **US D600,241 S**  
(45) **Date of Patent:** **\*\* Sep. 15, 2009**

(54) **ELECTRONIC DEVICE**

(56)

**References Cited**

**U.S. PATENT DOCUMENTS**

(75) **Inventors:** **Bartley K. Andre**, Menlo Park, CA (US); **Daniel J. Coster**, San Francisco, CA (US); **Daniele De Iuliis**, San Francisco, CA (US); **Richard P. Howarth**, San Francisco, CA (US); **Jonathan P. Ive**, San Francisco, CA (US); **Steve Jobs**, Palo Alto, CA (US); **Duncan Robert Kerr**, San Francisco, CA (US); **Shin Nishibori**, Portola Valley, CA (US); **Matthew Dean Rohrbach**, San Francisco, CA (US); **Peter Russell-Clarke**, San Francisco, CA (US); **Douglas B. Satzger**, Menlo Park, CA (US); **Christopher J. Stringer**, Woodside, CA (US); **Eugene Antony Whang**, San Francisco, CA (US); **Rico Zorkendorfer**, San Francisco, CA (US)

D337,569 S	*	7/1993	Kando .....	D14/341
D420,354 S		2/2000	Morales	
D424,535 S		5/2000	Peltola	
6,297,795 B1	*	10/2001	Kato et al. ....	345/684
D498,754 S		11/2004	Blyth	
D504,889 S	*	5/2005	Andre et al. ....	D14/341
D505,950 S		6/2005	Summit et al.	
D514,590 S	*	2/2006	Naruki .....	D14/203.3
D519,116 S		4/2006	Tanaka et al.	
D520,020 S		5/2006	Senda et al.	
D527,379 S	*	8/2006	Oe et al. ....	D14/248
D528,542 S		9/2006	Luminosu et al.	
D528,561 S		9/2006	Ka-Wei et al.	
D529,045 S		9/2006	Shin	
D532,791 S		11/2006	Kim	
D534,143 S		12/2006	Lheem	
D535,281 S	*	1/2007	Yang .....	D14/203.3
D536,691 S		2/2007	Park	
D536,962 S	*	2/2007	Tanner .....	D9/424
D541,298 S		4/2007	Andre et al.	
D541,299 S	*	4/2007	Andre et al. ....	D14/496
D546,313 S		7/2007	Lheem	
D548,732 S		8/2007	Cebe et al.	
D548,747 S		8/2007	Andre et al.	
D556,211 S		11/2007	Howard	
D557,238 S		12/2007	Kim	
D557,259 S	*	12/2007	Hirsch .....	D14/217
D558,460 S		1/2008	Yu et al.	
D558,756 S	*	1/2008	Andre et al. ....	D14/341
D558,757 S	*	1/2008	Andre et al. ....	D14/341
D558,758 S	*	1/2008	Andre et al. ....	D14/341
D558,792 S		1/2008	Chigira	
D559,220 S		1/2008	Lee et al.	
D560,192 S		1/2008	Lee et al.	
D560,683 S		1/2008	Lee	
D560,686 S		1/2008	Kim	
D561,153 S		2/2008	Hong et al.	
D561,204 S	*	2/2008	Toh .....	D14/496
D561,782 S		2/2008	Kim	
D562,285 S		2/2008	Lim	
D563,432 S	*	3/2008	Kim .....	D14/496
D563,929 S		3/2008	Park	
D568,309 S	*	5/2008	Cebe et al. ....	D14/341
D575,259 S		8/2008	Kim et al.	
D578,500 S		10/2008	Lee et al.	

(73) **Assignee:** **Apple Inc.**, Cupertino, CA (US)

(\*\*) **Term:** **14 Years**

(21) **Appl. No.:** **29/306,950**

(22) **Filed:** **Apr. 18, 2008**

**Related U.S. Application Data**

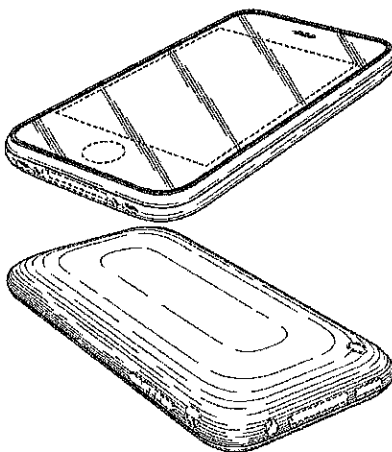
(63) Continuation of application No. 29/306,334, filed on Apr. 7, 2008.

(51) **LOC (9) Cl.** ..... **14-02**

(52) **U.S. Cl.** ..... **D14/341; D14/496; D14/203.7**

(58) **Field of Classification Search** ..... **D14/341-347, D14/420, 426, 427, 432, 439-441, 448, 496, D14/125, 129-130, 137, 138, 147, 156, 218, D14/247-248, 250, 389, 203.1-203.7; D10/65, D10/104; D18/6-7; D21/329, 686; D6/596, D6/601, 605; 455/90.3, 6.1, 556.2, 575.1, 455/575.3, 575.4; 379/433.01, 433.04, 433.06, 379/433.07; 361/814; 341/22; 345/169; 346/173**

See application file for complete search history.



[54] TOY FIGURE

[75] Inventors: George W. Lucas, Jr., San Anselmo; Ralph McQuarrie, Berkeley; Joseph E. Johnston, Fairfax, all of Calif.; Stuart Freeborn, Esher, England

[73] Assignee: Lucasfilm, Ltd., San Rafael, Calif.

[\*\*] Term: 14 Years

[21] Appl. No.: 141,597

[22] Filed: Apr. 18, 1980

[51] Int. Cl. .... D21-01

[52] U.S. Cl. .... D21/180; D21/171; D21/186

[58] Field of Search ..... D21/180, 177, 166, 171, D21/186; D11/160

[56] References Cited

U.S. PATENT DOCUMENTS

D. 164,463 9/1951 White ..... D21/186

OTHER PUBLICATIONS

Sears 1978 Xmas Book, p. 574, Illustration No. 13, left figure, Jawa.

Primary Examiner—Melvin B. Feifer  
Attorney, Agent, or Firm—Townsend and Townsend

[57] CLAIM

The ornamental design for a toy figure, substantially as shown.

DESCRIPTION

FIG. 1 is a perspective front view of a toy figure illustrating the new design;  
FIG. 2 is a perspective rear view thereof;  
FIG. 3 is a front elevational view thereof;  
FIG. 4 is a left side elevational view thereof;  
FIG. 5 is a right side elevational view thereof;  
FIG. 6 is a rear elevational view thereof;  
FIG. 7 is a top plan view thereof;  
FIG. 8 is a bottom view thereof.



**Examples of Jewelry Design Patents:**

- (a) U.S. Design Patent No. 103,596 to Philippe;
- (b) U.S. Design Patent No. 103,598 to Philippe; and
- (c) U.S. Design Patent No. 108,808 to Philippe.

# UNITED STATES PATENT OFFICE

103,596

## DESIGN FOR A BROOCH

Alfred Philippe, New York, N. Y., assignor to Tri-  
fari, Krussman & Fishel, Inc., a corporation of  
New York

Application January 2, 1937, Serial No. 66,841

Term of patent  $3\frac{1}{2}$  years

*To all whom it may concern:*

Be it known that I, Alfred Philippe, a citizen of the United States, residing at New York, in the county of New York and State of New York, have invented a new, original, and ornamental Design for a Brooch, of which the following is a specification, reference being had to the accompanying drawing, forming part thereof, wherein—

Figure 1 is a plan view, and

Fig. 2 is a side elevational view of a brooch showing my new design. While I have shown my design embodied in a brooch, it is contemplated that the same also may be embodied in similar articles of jewelry without departing from the spirit of my invention.

I claim:

The ornamental design for a brooch substantially as shown and described.

ALFRED PHILIPPE.


March 16, 1937.

A. PHILIPPE

Des. 103,596

BROOCH

Filed Jan. 2, 1937



*Fig. 1.*



*Fig. 2.*

INVENTOR.  
*Alfred Philippe*  
BY *W. Theodore Simmons*  
ATTORNEY.

# UNITED STATES PATENT OFFICE

103,598

## DESIGN FOR A CLIP

Alfred Philippe, New York, N. Y., assignor to Tri-  
fari, Krussman & Fishel, Inc., a corporation of  
New York

Application January 2, 1937, Serial No. 66,852

Term of patent  $3\frac{1}{2}$  years

*To all whom it may concern:*

Be it known that I, Alfred Philippe, a citizen of the United States, residing at New York, in the county of New York and State of New York, have invented a new, original, and ornamental Design for a Clip, of which the following is a specification, reference being had to the accompanying drawing, forming part thereof, wherein—

Figure 1 is a plan view of a clip or the like showing my new design, and

Fig. 2 is a side elevational view.

While I have shown my design embodied in a clip, it is contemplated that the same may be embodied in similar articles of jewelry without departing from the spirit of my invention.

I claim:

The ornamental design for a clip substantially as shown and described.

ALFRED PHILIPPE.



March 16, 1937.

A. PHILIPPE

Des. 103,598

CLIP

Filed Jan. 2, 1937

Fig. 1.

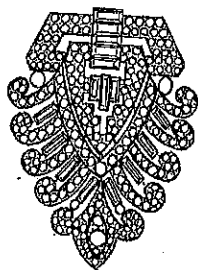


Fig. 2.



INVENTOR.  
*Alfred Philippe*  
BY *W. Hudson Sumner*  
ATTORNEY.

# UNITED STATES PATENT OFFICE

108,808

## DESIGN FOR A PIN CLIP

Alfred Philippe, New York, N. Y., assignor to  
Trifari, Krussman & Fishel, Inc., New York,  
N. Y.

Application January 28, 1933. Serial No. 74,665

Term of patent 3½ years

*To all whom it may concern:*

Be it known that I, Alfred Philippe, a citizen of the United States, residing at New York, in the county and State of New York, have invented a new, original, and ornamental Design for a Pin Clip, of which the following is a specification, reference being had to the accompanying drawing, forming part thereof, wherein—

Figure 1 is a front elevational view, and

Fig. 2 is a side elevational view of a pin clip showing my new design.

While I have shown my design embodied in a pin clip, it is contemplated that the same may be embodied in similar articles of jewelry without departing from the spirit of my invention.

I claim:

The ornamental design for a pin clip substantially as shown and described.

ALFRED PHILIPPE.

March 15, 1938.

A. PHILIPPE

Des. 108,808

PIN CLIP

Filed Jan. 28, 1938

Fig. 1.




Fig. 2.



INVENTOR

*Alfred Philippe*  
BY  
*M. Theodore Simmons*  
ATTORNEY

**Examples of Fashion Design Patents:**

- (a) U.S. Design Patent No. 672,962 to Wang et al.;
- (b) U.S. Design Patent No. 627,138 to Nunes De Azevedo et al.; and
- (c) U.S. Design Patent No. 657,952 to Maier.



US00D672962S

(12) **United States Design Patent**  
**Wang et al.**

(10) **Patent No.:** **US D672,962 S**  
(45) **Date of Patent:** **\*\* Dec. 25, 2012**

(54) **BAG WITH CORNERS**

D658,370 S \* 5/2012 Wang et al. .... D3/243

\* cited by examiner

(75) Inventors: **Alexander Wang**, New York, NY (US);  
**Claudia Kim**, New York, NY (US)

*Primary Examiner* — Holly Baynham  
(74) *Attorney, Agent, or Firm* — McCarter & English, LLP

(73) Assignee: **Alexander Wang Incorporated**, New York, NY (US)

(57) **CLAIM**

The ornamental design for a bag with corners, as shown and described.

(\*\*) Term: **14 Years**

**DESCRIPTION**

(21) Appl. No.: **29/424,560**

FIG. 1 is a perspective view of a bag with corners showing a first aspect of our new design;  
FIG. 2 is a front view thereof;  
FIG. 3 is a rear view thereof;  
FIG. 4 is a right side view thereof;  
FIG. 5 is a left side view thereof;  
FIG. 6 is a top view thereof;  
FIG. 7 is a bottom view thereof;  
FIG. 8 is a perspective view of a bag with metal corners showing a second aspect of our new design;  
FIG. 9 is a front view thereof;  
FIG. 10 is a rear view thereof;  
FIG. 11 is a right side view thereof;  
FIG. 12 is a left side view thereof;  
FIG. 13 is a top view thereof; and,  
FIG. 14 is a bottom view thereof.

(22) Filed: **Jun. 13, 2012**

**Related U.S. Application Data**

(62) Division of application No. 29/390,508, filed on Apr. 26, 2011.

(51) **LOC (9) CL.** ..... **03-01**

(52) **U.S. CL.** ..... **D3/318**

(58) **Field of Classification Search** ..... **D3/232-233,**  
**D3/240-245, 318; 150/100, 103-110, 113-114,**  
**150/117-119**

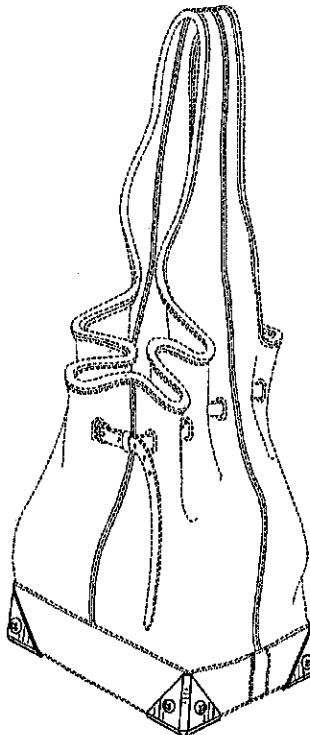
See application file for complete search history.

(56) **References Cited**

**U.S. PATENT DOCUMENTS**

2,995,863 A \* 8/1961 Bright ..... 248/345.1  
6,470,637 B2 \* 10/2002 Gratz ..... 52/287.1

**1 Claim, 10 Drawing Sheets**





US00D627138S

(12) **United States Design Patent**  
**Nunes De Azevedo et al.**

(10) **Patent No.:** **US D627,138 S**  
(45) **Date of Patent:** **\*\* Nov. 16, 2010**

(54) **SKIRT**

(76) **Inventors:** **William Nunes De Azevedo**, C/St. Pere Mitjà, 41 baixos (local), Barcelona (ES) 08003; **Paqui Costea Doña**, C/St. Pere Mitjà, 41 baixos (local), Barcelona (ES) 08003; **Daniele Da Silva Nunes De Azevedo**, C/St. Pere Mitjà, 41 baixos (local), Barcelona (ES) 08003; **Indyara Nunes De Azevedo Costea**, C/St. Pere Mitjà, 41 baixos (local), Barcelona (ES) 08003

(\*\*) **Term:** **14 Years**

(21) **Appl. No.:** **29/355,824**

(22) **Filed:** **Feb. 15, 2010**

(30) **Foreign Application Priority Data**

Aug. 14, 2009 (ES) ..... 001600834-001

(51) **LOC (9) Cl.** ..... **02-02**

(52) **U.S. Cl.** ..... **D2/851**

(58) **Field of Classification Search** ..... **D2/851, D2/852; 2/46, 211, 219**  
See application file for complete search history.

(56) **References Cited**

**U.S. PATENT DOCUMENTS**

- 2,535,459 A \* 12/1950 Roodner ..... 2/211
- D163,093 S \* 5/1951 Cohen ..... D2/851
- 2,676,326 A \* 4/1954 Kay ..... 2/211
- 3,226,730 A \* 1/1966 Stevens ..... 2/216
- D385,087 S \* 10/1997 McWhorter ..... D2/779
- D445,999 S \* 8/2001 Swiney ..... D2/851
- 6,408,438 B1 \* 6/2002 Mc Kee ..... 2/69
- D600,889 S \* 9/2009 Schlueter Langdon ..... D2/851

**FOREIGN PATENT DOCUMENTS**

WO WO 8603947 A1 \* 7/1986

**OTHER PUBLICATIONS**

Addicted to YSL (Blog). <http://addictedtoysl.blogspot.com/2009/06/new-purchase-31-philip-lim-zipper.html>. Jun. 2009. 3.1 Philip Lim Zipper Ruffle Skirt.\*

LiveJournal. <http://community.livejournal.com/niceboots/6421150.html>. Date Unknow: Viewed Jul. 2010. Black high waisted draped pencil skirt.\*

\* cited by examiner

*Primary Examiner*—Ian Simmons

*Assistant Examiner*—Rashida Johnson

(74) *Attorney, Agent, or Firm*—RatnerPrestia

(57) **CLAIM**

The ornamental design for a skirt, as shown and described.

**DESCRIPTION**

FIG. 1 is a front view of a skirt according to our new design;

FIG. 2 is a left side view of the skirt according to our new design;

FIG. 3 is an enlarged portion of FIG. 1;

FIG. 4 is a right side view of the skirt according to our new design;

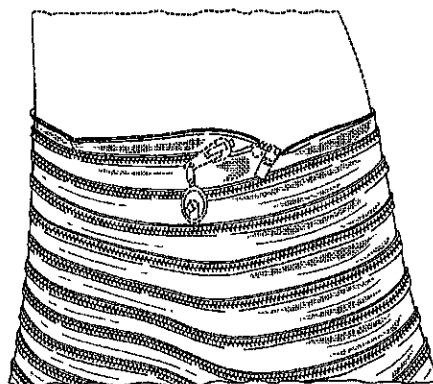

FIG. 5 is a rear view of the skirt according to our new design;

FIG. 6 is a front view of the skirt, shown partially unzipped; and,

FIG. 7 is a side view thereof, showing the skirt partially unzipped.

The broken line showing of environmental structure in FIGS. 1-7 is for illustrative purposes only and forms no part of the claimed design.

**1 Claim, 7 Drawing Sheets**





US00D657952S

(12) **United States Design Patent**  
**Maier**

(10) **Patent No.:** **US D657,952 S**

(45) **Date of Patent:** **\*\* Apr. 24, 2012**

(54) **HANDBAG**

(75) **Inventor:** **Tomas Maier, Delray Beach, FL (US)**

(73) **Assignee:** **Bottega Veneta International S.A.R.L., Luxembourg (LU)**

(\*\*) **Term:** **14 Years**

(21) **Appl. No.:** **29/349,527**

(22) **Filed:** **Apr. 12, 2010**

(51) **LOC (9) Cl.** ..... **03-01**

(52) **U.S. Cl.** ..... **D3/245**

(58) **Field of Classification Search** ..... **D3/232-233,**  
**D3/240-246, 318, 324; 150/100, 103-110,**  
**150/113-114, 118-119**

See application file for complete search history.

(56) **References Cited**

**U.S. PATENT DOCUMENTS**

D445,250 S *	7/2001	Della Valle	.....	D3/246
6,394,157 B2 *	5/2002	Luna	.....	150/113
D535,098 S *	1/2007	Maier	.....	D3/246
D561,467 S *	2/2008	Maier	.....	D3/232

**OTHER PUBLICATIONS**

Figaro, Japanese Fashion Magazine, Dec. 5, 2004, p. 80, Item No. HA16029435, Bottega Veneta NAPPA Series Handbag.

\* cited by examiner

*Primary Examiner* — Holly H Baynham

(74) *Attorney, Agent, or Firm* — Pollack, P.C.

(57) **CLAIM**

I claim the ornamental design for a handbag, substantially as shown and described.

**DESCRIPTION**

FIG. 1 is a perspective view of a handbag showing my new design.

FIG. 2 is a front view of the handbag shown in FIG. 1;

FIG. 3 is a rear view of the handbag set forth in FIG. 1

FIG. 4 is a side view of the handbag illustrated in FIG. 1;

FIG. 5 is an opposite side view of the handbag shown in FIG. 4;

FIG. 6 is a plan view of the handbag illustrated in FIG. 1; and, FIG. 7 is a bottom view of the handbag set forth in FIG. 1.

**1 Claim, 7 Drawing Sheets**

